

SIZING GUIDE

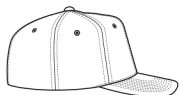
PROFLEX

XS/S	S/M	M/L	L/XL	XL/XXL
51 - 54cm	54 - 57cm	56 - 59cm	58 - 61cm	60 - 63cm
6 ¾ - 6 ¾	6 ¾ - 7 ⅛	7 - 7 ⅜	7 ¼ - 7 ⅝	7 ½ - 8

ADJUSTABLE

YOUTH	ADULT
6 - 12 years	13+ years
6 ¾ - 7	6 ⅞ - 7 ½

CROWN OPTIONS



PRO HIGH (A)

It has a structured, steep profile and is typically featured with a flat visor.



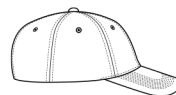
PRO MID (B)

Often thought of as the traditional baseball cap, it is usually structured, but has a slightly lower profile.



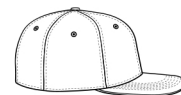
MID TO LOW (C)

It is slightly less slanted and more shallow than the Pro Mid, but can be structured or unstructured.



LOW (D)

It is either unstructured or lightly structured to lie closely to the head and is paired with a pre-curved visor.



PRO ROUND (E)

It has premium dual-tone buckram and rounded upper panels that contour to rest securely on your head. It is featured with a slight pre-curved visor.

CLOSURES



Plastic Snap



Double Plastic Snap



Hook/Loop Tape



Tuck Strap with Slide



Tuck Strap with Buckle or Snap Buckle



D-Fit®



Nylon Strap with Plastic Buckle